

## Geometric LED



A family of LED luminaires in the shape of a triangle or square. Thanks to their modern and universal shape, GEOMETRIC LED luminaires can be used in any type of space inside a building. Their main characteristics are a uniform luminance all over the OPAL diffuser and a high-quality lighting performance.

OM	-	SMALL ROUND
OD	-	BIG ROUND
TM	-	SMALL TRIANGLE
TD	-	BIG TRIANGLE
KM	-	SMALL SQUARE
KD	-	BIG SQUARE

**Materials:** powder painted aluminum profile (grey colour in standard). OPAL diffuser.

**Installation:** suspended (suspensions 1,5 m in set)

**Power:** 230V

### ELECTRICAL DATA

Light source	LED
Number of light sources	1
Type of equipment	AC
Voltage rating	230 V
Light source included	Yes
Type of LED	5630

### MECHANICAL DATA

Type of installation	Suspended
Housing material	Aluminum

### INFORMATION

Colour	Grey
Operating temperature range	-15 ... 40 °C

### CERTIFICATES

Degree of protection (IP)	IP40
Class of protection	I
Energy class	A++
CE	Yes
For ceiling installation, fire class "F" (L)	Yes

### LIGHT DATA

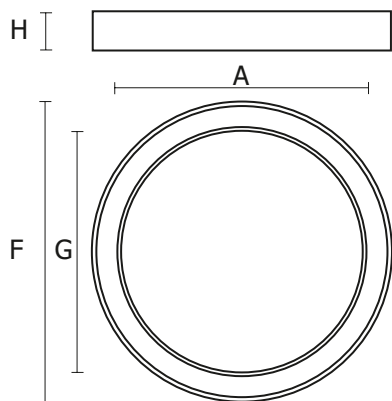
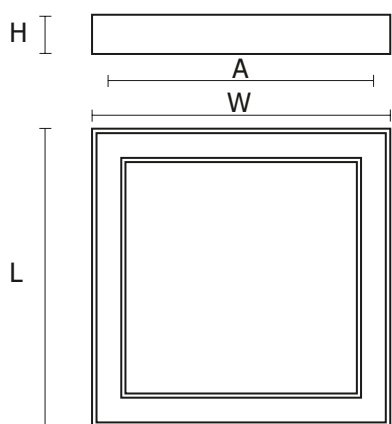
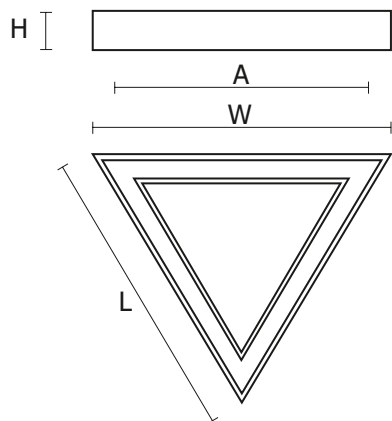
Light colour	White
Color rendering index	83
Light distribution	Wide beam
Light distribution	DI
Class of luminaire	I
Light output degradation	B10
Lumen maintenance	L90
Lifetime	> 52000 h
MacAdam	SDCM 3
Lamp Lumen Maintenance Factor (after 60 000h)	89 %

### OPTICAL DATA

Louver/ shutter	OPAL
Diffuser colour	White
Diffuser material	Opal plastic

**AVAILABLE VARIANTS**

<b>Product code</b>	<b>Luminaire power [W]</b>	<b>Luminaire luminous flux [lm]</b>	<b>Luminaire's luminous efficacy [lm/W]</b>	<b>Colour temperature [K]</b>	<b>Info</b>	<b>Weight [kg]</b>
PX4090701	86	8390	98	3000	OM	6.80
PX4090708	86	8650	101	4000	OM	6.80
PX4090715	140	13580	97	3000	OD	10.50
PX4090722	140	14000	100	4000	OD	10.50
PX4080001	36	3650	101	3000	TM	3.50
PX4080008	36	3720	103	4000	TM	3.50
PX4080015	68	6570	96	3000	TD	8.50
PX4080022	68	6700	98	4000	TD	8.50
PX4080029	60	6630	110	3000	KM	5.50
PX4080036	60	6770	112	4000	KM	5.50
PX4080043	90	8480	94	3000	KD	11.00
PX4080050	90	8650	96	4000	KD	11.00



### DIMENSIONS

Product code	L	W	H [mm]	F [mm]	G [mm]
PX4090701	-	-	60	800	600
PX4090708	-	-	60	800	600
PX4090715	-	-	60	1200	1000
PX4090722	-	-	60	1200	1000
PX4080001	650 mm	567 mm	60	-	-
PX4080008	650 mm	567 mm	60	-	-
PX4080015	1065 mm	925 mm	80	-	-
PX4080022	1065 mm	925 mm	80	-	-
PX4080029	680 mm	680 mm	60	-	-
PX4080036	680 mm	680 mm	60	-	-
PX4080043	980 mm	980 mm	80	-	-
PX4080050	980 mm	980 mm	80	-	-

L = Length | W = Width | H = Height / Depth | F = Outer diameter | G = Inner diameter

### MOUNTING HOLES

Product code	A [mm]	B [mm]
PX4090701	525	611
PX4090708	525	611
PX4090715	825	953
PX4090722	825	953
PX4080001	467	-
PX4080008	467	-
PX4080015	865	-
PX4080022	865	-
PX4080029	580	-
PX4080036	580	-
PX4080043	870	-
PX4080050	870	-

A = Spacing length | B = Spacing width