

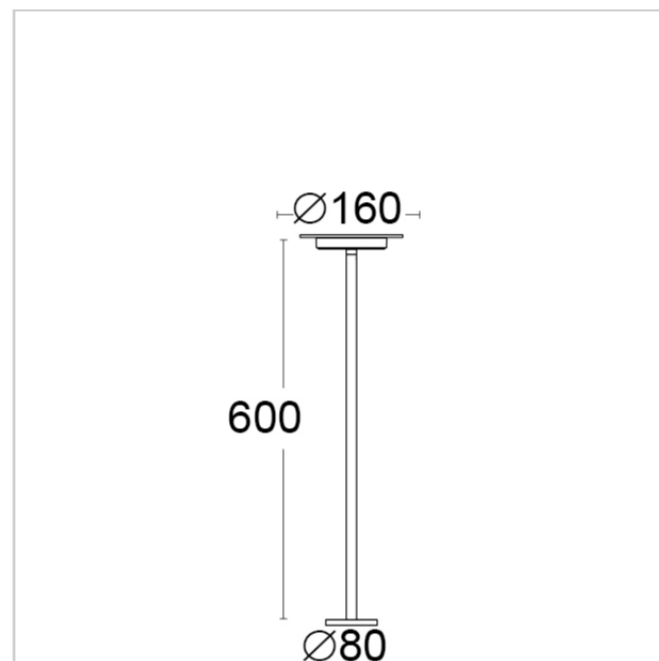

Stem Small Pole 350F2/WRRC

Small Poles - Small Pole H. 600 - Remote driver 24Vdc

Rev. 30/01/2024



A thin stem, light and discreet, a concept aimed at favoring the essence of the light and cleaning of the design. Stem looks like this: a collection of garden stakes distinguished by a thin ring of light, designed to enhance the spectacular effect, the softness, and the exclusivity of the spaces. Its ideal use is the placement in green areas, bushes, intimate and welcoming outdoor living areas that evoke the warmth of home, charm and elegance. Also suitable for creating suggestive paths dedicated to embellishing entrances and walkways. The three heights and the possibility of installing Stem with base, underground recessed box or spike, allow you to create playful and very modern movements of light. Its diffused and fluid luminescence, as if it was a rarefied aura, blends into the naturalistic environment with harmony and delicacy, with the aim to build and enhance a scene by giving shape to a vision, without imposing itself on it. Precisely to favor the principle of fusion with the environment, Stem is offered in 9 paint colors, helping the needs of the client, the landscape architect, or the lighting designer. To complete the collection, there is also the wall version, a disc-shaped applique that recreates the same enveloping atmosphere of light on the wall. Stem, the charm of the concept.



FIXTURE SPECIFICATIONS

ASSEMBLY / USAGE

Ground installation

PROTECTION

IP 65 - IK 08

BODY

Die-cast aluminium

SCREEN

Opale Polycarbonate

SEALS

Closed-cell EPDM rubber

SCREWS

Stainless steel A2

PAINT / FINISHING

Anti-corrosive UV stabilised polyester powder

SIZES

H 600 x Ø 160 x Ø base 80

ELECTRICAL SPECIFICATIONS

POWER SUPPLY

24Vdc

DRIVER

Remote Driver 24Vdc NOT INCLUDED

CONTROL

Remote DALI dimmable

WIRING

Accessory to be ordered separately (codes in the accessories list)

ABSORBED POWER

11W

SOURCE

LED

SOURCE FLUX

1420 lm

FIXTURE SOURCE

800 lm

APPARENT EFFICIENCY

56 %

INSULATION CLASS

III

CCT LED

3000K

CRI

>80















BEAM OPENING

Diffuse 360°

COLORS



ACCESSORIES

 <p>E.TRA.577 Driver 25W 24Vdc IP67 - ON/OFF L 14 x W 40 x H 32 - 1 Driver for 1-2 Lamps</p>	 <p>E.TRA.579 Driver 100W 24Vdc IP67 - ON/OFF L 140 x W 63 x H 32 - 1 Driver for 3-8 Lamps</p>
 <p>E.TRA.631 Driver 15W 24Vdc IP20 - ON/OFF L 106 x W 33 x H 22 - 1 Driver for 1 Lamp</p>	 <p>E.TRA.632 Driver 70W 24Vdc IP20 - ON/OFF L 124 x W 80 x H 22 - 1 Driver for 1-5 Lamps</p>
 <p>E.TRA.633 Driver 100W 24Vdc IP67 - DALI L 175 x W 63 x H 36 - 1 Driver for 1-8 Lamps</p>	 <p>HUB.24V.001.CA Hub 70W 24Vdc IP66 - CASAMBI L 235 x W 200 x H 92 - 1 Hub for 1-5 Lamps</p>
 <p>HUB.24V.001.DA2 Hub 70W 24Vdc IP66 - DALI-2 L 235 x W 200 x H 92 - 1 Hub for 1-5 Lamps</p>	 <p>HUB.24V.001.ND Hub 70W 24Vdc IP66 - ON/OFF L 235 x W 200 x H 92 - 1 Hub for 1-5 Lamps</p>
 <p>MOR682P/2V Connector IP68 2Ways/2Poles L 72 x Ø 22</p>	 <p>KIT.023 Small pole Spike Kit H 350 x Ø 80</p>
 <p>KIT.024 Inground formwork kit for small pole H 110 x Ø 135</p>	 <p>E.CAV.540.020 Cable H05RN-F L 2 mt</p>
 <p>E.CAV.540.050 Cable H05RN-F L 5 mt</p>	 <p>E.CAV.540.100 Cable H05RN-F L 10 mt</p>